

## Wilton Volunteer Ambulance Corps

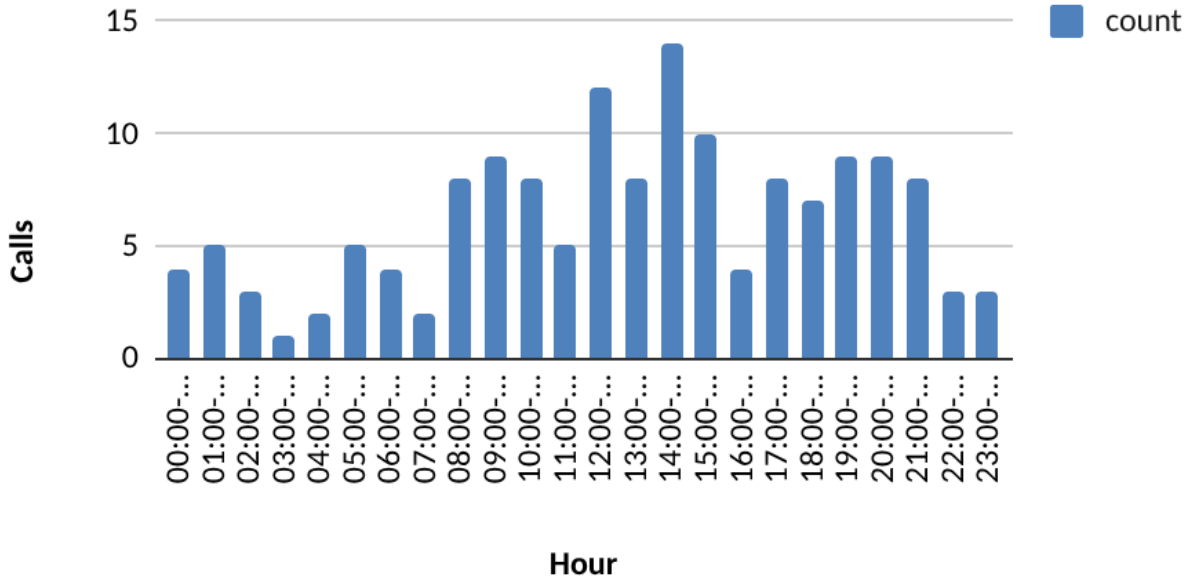
### Call Report – March 2026 and YTD

| Monthly and YTD KPIs      |       |       |
|---------------------------|-------|-------|
| Metric                    | March | YTD   |
| Total Calls               | 151   | 437   |
| Average Calls/Day         | 4.9   | 4.9   |
| Transported Calls         | 128   | 366   |
| Transport Rate            | 84.8% | 83.8% |
| BLS Calls*                | 66    | 196   |
| ALS Calls**               | 62    | 169   |
| No Transport Calls        | 23    | 71    |
| Wilton Service Area Calls | 150   | 421   |
| Mutual Aid Provided       | 1     | 16    |
| Mutual Aid Received       | 11    | 32    |

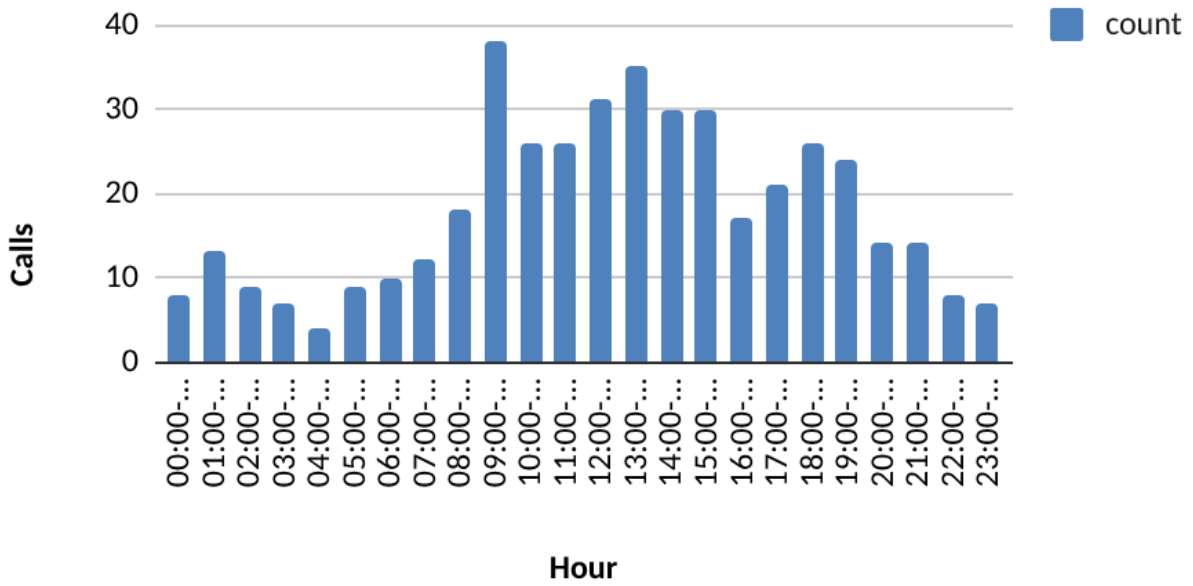
\*BLS calls are Basic Life Support calls that are handled at the EMT level

\*\*ALS calls are Advanced Life Support calls where a paramedic is added to the call.

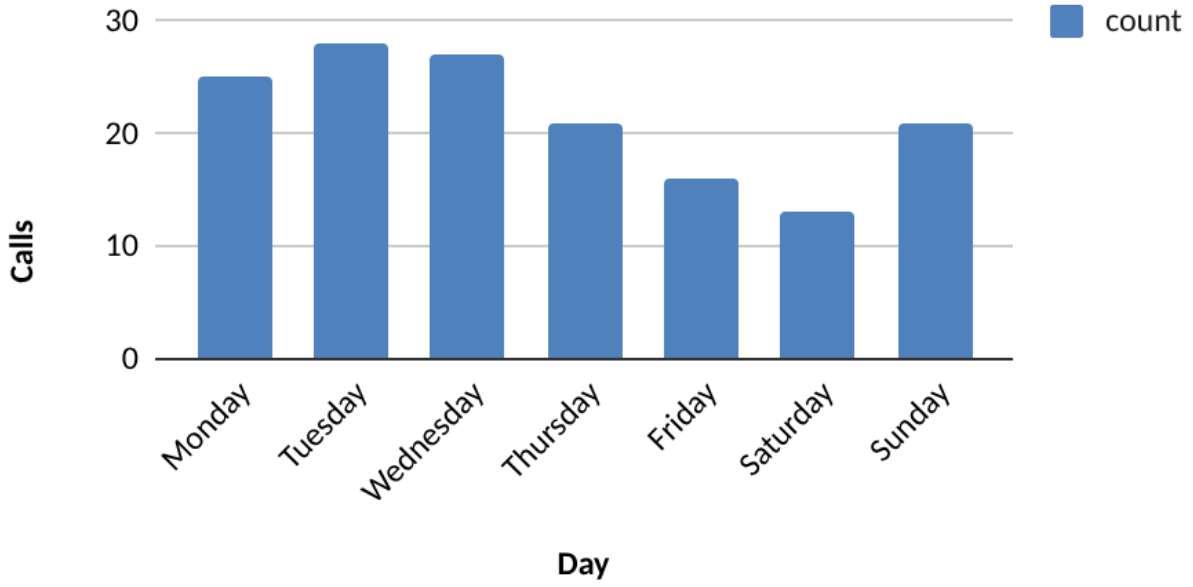
## March Calls by Hour



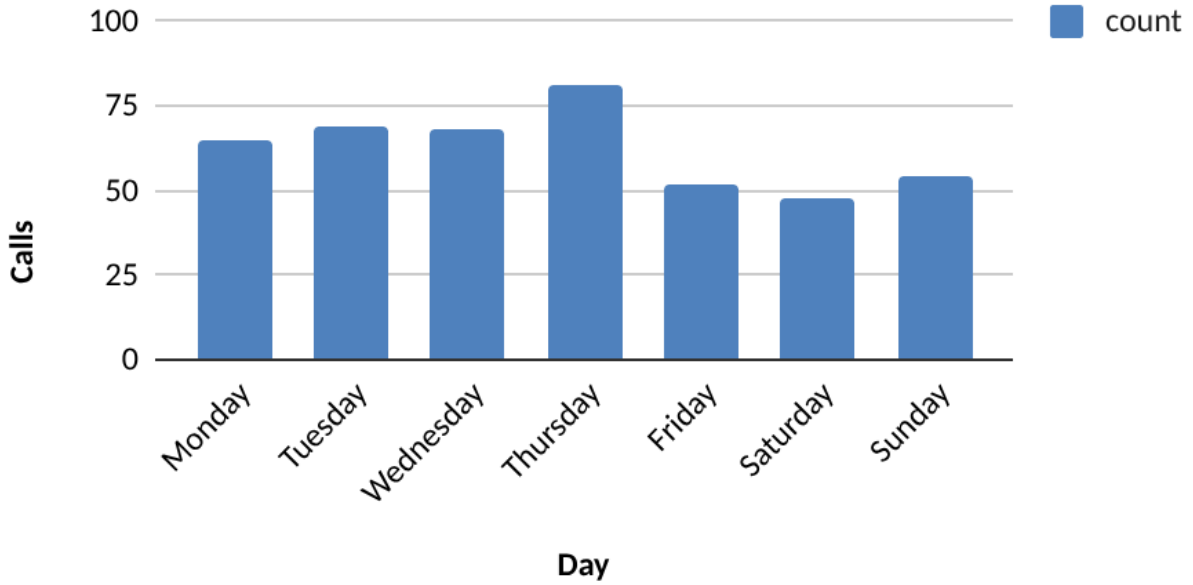
## YTD Calls by Hour



### March Calls by Weekday



### YTD Calls by Weekday



| March Location Types                       |       |
|--|-------|
| Count                                      | Count |
| Nursing Home/Assisted Living/Extended Care | 61    |
| Single Family Private Residence            | 40    |
| Medical Facility                           | 20    |
| Apartments/Condos                          | 12    |
| Single Family Private Residence            | 10    |
| Street                                     | 8     |
| Business/Commercial                        | 8     |
| Municipal                                  | 2     |

| YTD Location Types                         |       |
|--|-------|
| Count                                      | Count |
| Nursing Home/Assisted Living/Extended Care | 180   |
| Single Family Private Residence            | 110   |
| Apartments/Condos                          | 56    |
| Medical Facility                           | 42    |
| Business/Commercial                        | 23    |
| Single Family Private Residence            | 20    |
| Street                                     | 18    |
| School                                     | 3     |
| Municipal                                  | 3     |
| Multi-Family Private Residence             | 1     |
| Religious Institution                      | 1     |

| Top 10 Call Types - March |       |
|---------------------------|-------|
| Count                     | Count |
| BREATHING PROBLEMS        | 32    |
| FALL                      | 23    |
| SICK                      | 21    |
| REFUSAL                   | 16    |
| ABDOMINAL PAIN            | 8     |
| UNKNOWN MEDICAL           | 7     |
| CHEST PAIN                | 6     |
| SYNCOPE                   | 5     |
| PAIN                      | 3     |
| OVERDOSE                  | 3     |
| MENTAL HEALTH EMERGENCY   | 3     |
| TRAUMATIC INJURY          | 3     |

| Top 10 Call Types - YTD |       |
|-------------------------|-------|
| Count                   | Count |
| BREATHING PROBLEMS      | 88    |
| SICK                    | 70    |
| FALL                    | 70    |
| REFUSAL                 | 48    |
| UNKNOWN MEDICAL         | 26    |
| SYNCOPE                 | 14    |
| CHEST PAIN              | 14    |
| ABDOMINAL PAIN          | 14    |
| CANCELLED               | 11    |
| MENTAL HEALTH EMERGENCY | 8     |
| TRAUMATIC INJURY        | 8     |